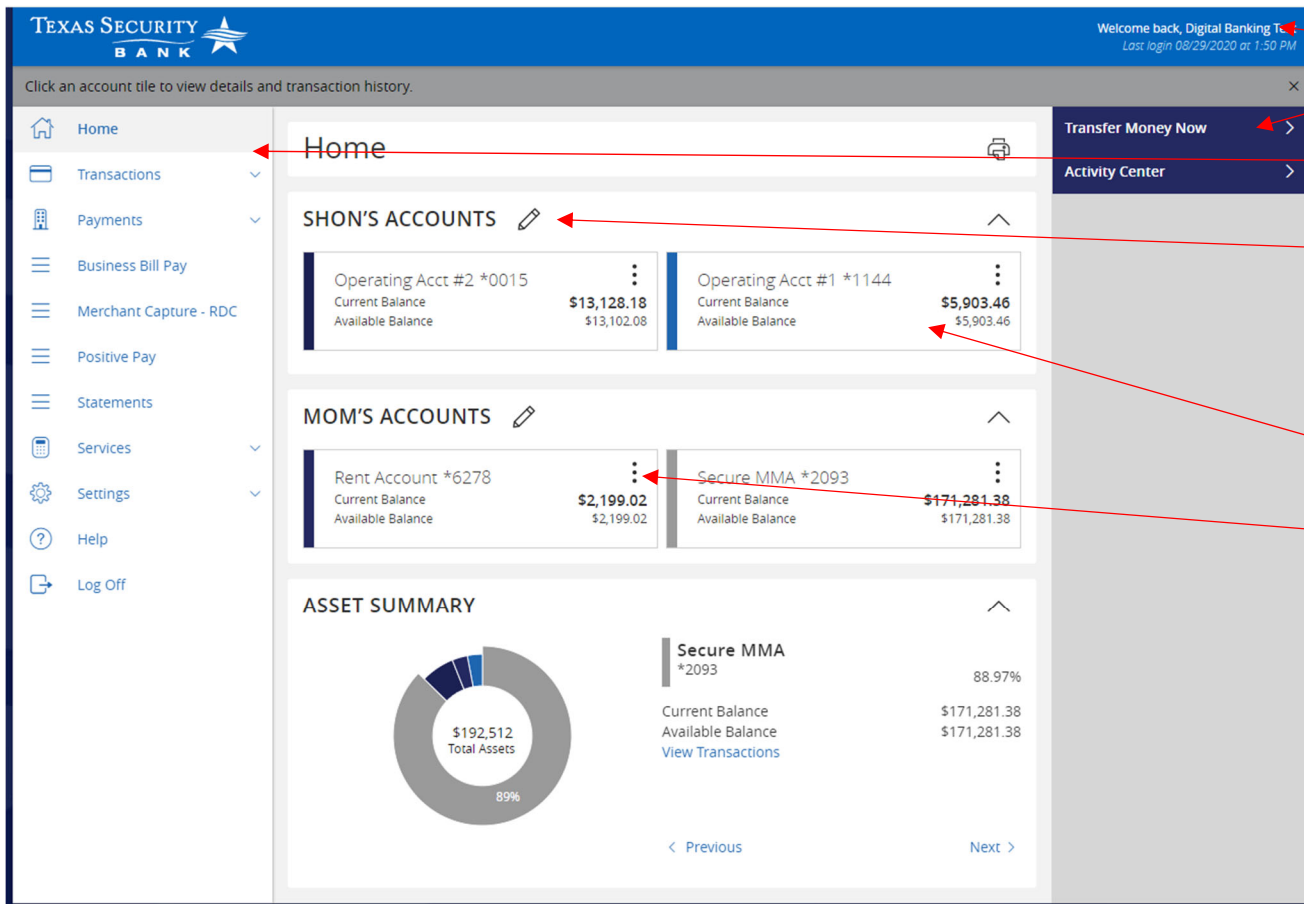


## Feature Functionality Overview



- Digital Banking Preferred Browser is Google Chrome

### Home Page



The screenshot shows the Texas Security Bank Home Page. At the top, there is a blue header with the bank logo on the left and a welcome message on the right: "Welcome back, Digital Banking T... Last login 08/29/2020 at 1:50 PM". Below the header is a navigation bar with a home icon and the text "Click an account tile to view details and transaction history." On the left side, there is a vertical navigation menu with icons and labels for Home, Transactions, Payments, Business Bill Pay, Merchant Capture - RDC, Positive Pay, Statements, Services, Settings, Help, and Log Off. The main content area is divided into three sections: "SHON'S ACCOUNTS", "MOM'S ACCOUNTS", and "ASSET SUMMARY". Each account tile shows the account name, current balance, and available balance. The "ASSET SUMMARY" section includes a donut chart showing "Total Assets" of \$192,512 and a "Secure MMA \*2093" tile with a current balance of \$171,281.38. On the right side, there is a "Quick Reference" menu with options for "Transfer Money Now" and "Activity Center". Red arrows point from various parts of the page to a text box on the right.

Users Name and Last login date/time

Right Hand "Quick Reference" Menu

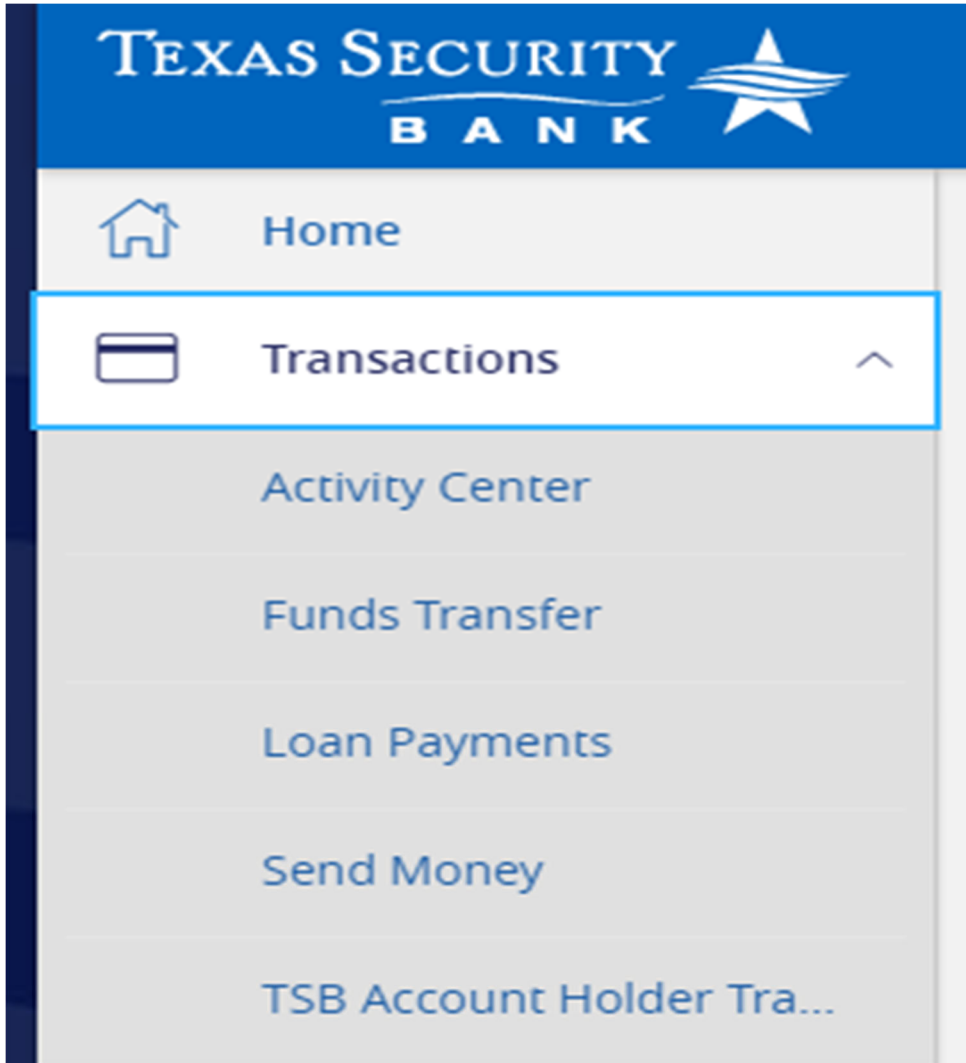
Left Hand Navigation Menu: Note Log off at the bottom of the menu

Account Grouping Headers - Edit header name with pencil. Move account tiles to different groups by clicking on the tile and dragging to the desired group. Create a new group by dragging the tile to the bottom of the screen and dropping it into the file box.

Account Tiles: Quick view of current and available balances. Click the tile to see transactions

Account Tile Options: View Transactions, Quick Transfer, Nickname Accounts & Settings

## Transaction Menu




**New Activity Center:** Listing of all transactions across all accounts with the ability to filter, search, print and export. **Important** This is also where you will find/see all transactions requiring approval.


**Funds Transfer:** Make one-time or reoccurring account to account transfers immediate or future dated



**Loan Payments:** Make one-time or reoccurring regular, principle or interest payments to available loans



**New Send Money:** Instantly send money to individuals. All you need is their cell phone number or email address

**New TSB Account Holder to TSB Account Holder:** Send money to other TSB account holders



 [\\_Home](#)

 [\\_Transactions](#) 

 [\\_Payments](#) 

[ACH & Wire Recipients](#)

[ACH & Wire Payments](#)

[ACH NACHA Import](#)

[Tax Payment](#)

[Wire Transfer Reports](#)

**New ACH & Wire Recipients:** This new feature allows you to build a database of payment recipients and then use those recipients for any type of future wire or ACH transaction. **New** You can also add the recipient email address for payment “sent” notifications.

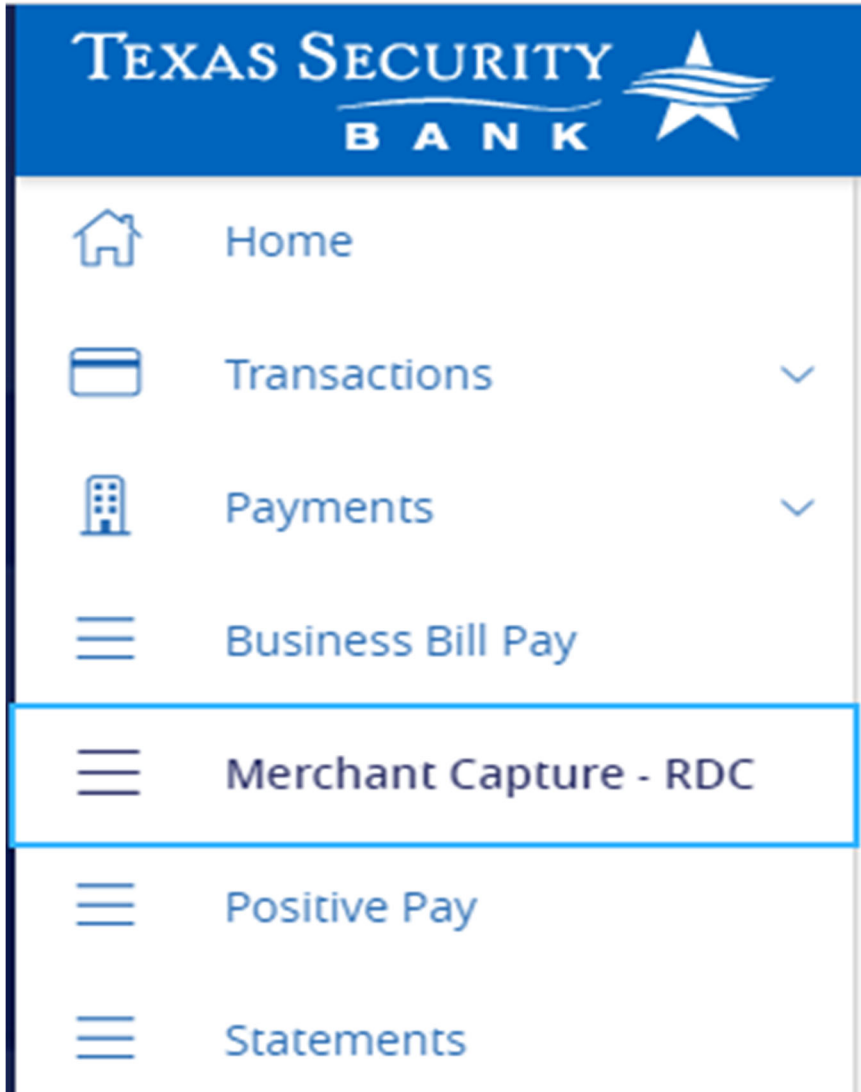
**ACH & Wire Payments:** Process one-time payments, template payments OR **New** import payment files in excel format using the imbedded file mapper

**ACH NACHA Import:** Allows users to import and “Pass Thru” NACHA formatted ach files

**New Tax Payments (EFTPS):** Pay State and Federal taxes directly from our site

**Wire Transfer Reports:** View incoming and outgoing wire information such as amount, date posted and Federal tracking number

Bill Pay, Merchant Capture, Positive Pay and Statements



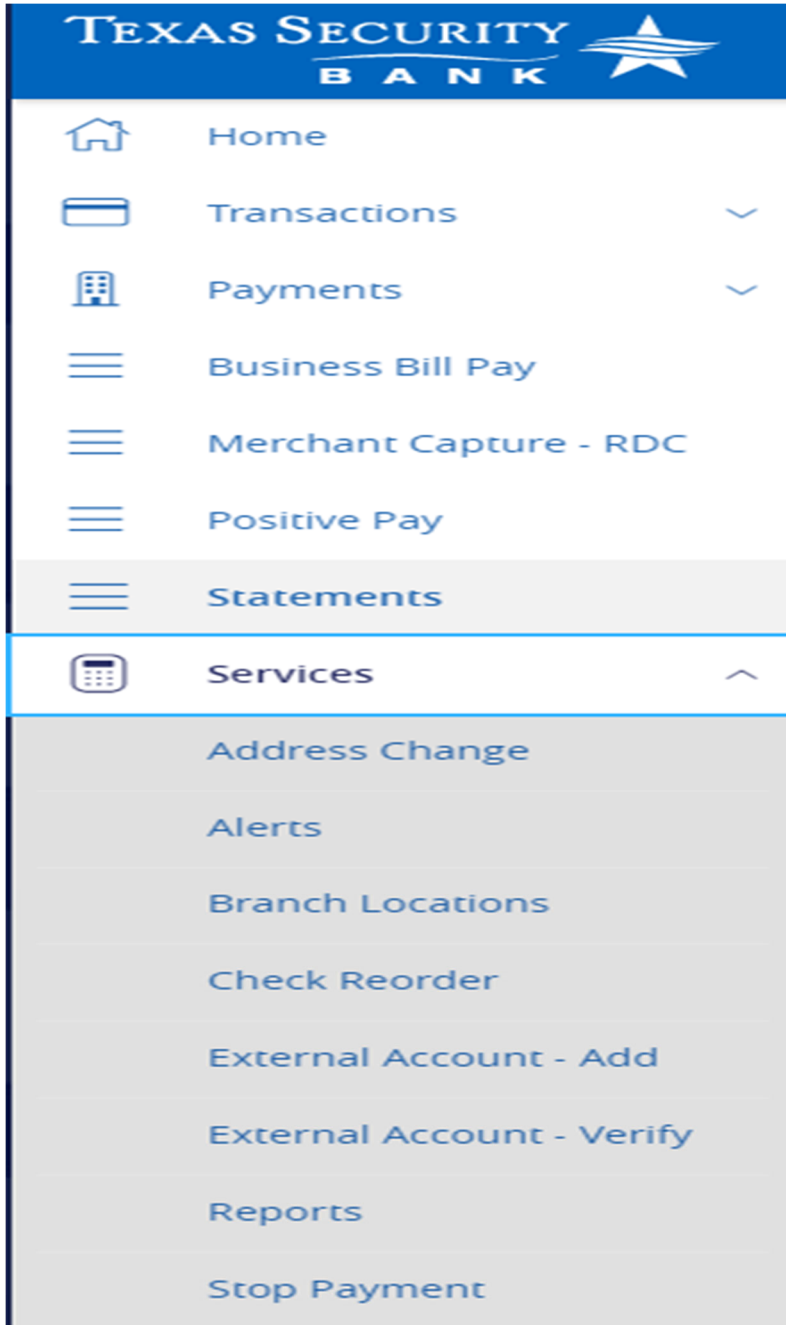
**No Change Business Bill Pay:** There were no changes to the current bill pay system. All your payees, payment schedules and payment history were untouched.

**No Change Merchant Capture – RDC:** There was no change to the current merchant processing system. All functionality remains the same.

**Updated Positive Pay:** There was no change to the positive pay system however we did add an additional feature ~ **New** Payee Match. On top of matching amount, date and check number the system will now read and match payee on the check

**Statements:** View all your PDF statement as well as your Account Analysis statements

## Services Menu




**New Address Change:** Change your address and other contact information fast and conveniently through this easy to use function

**New Alerts:** This new robust alert portal allows you to receive email, secure online, voice, text or push notifications on just about every type of transaction passing through your account.

**Branch Locations:** Easily find your nearest Texas Security Bank location

**Statements:** View all your PDF statement as well as your Account Analysis statements

**Check Reorder:** Quickly and conveniently reorder checks via our partner  trusted business technology

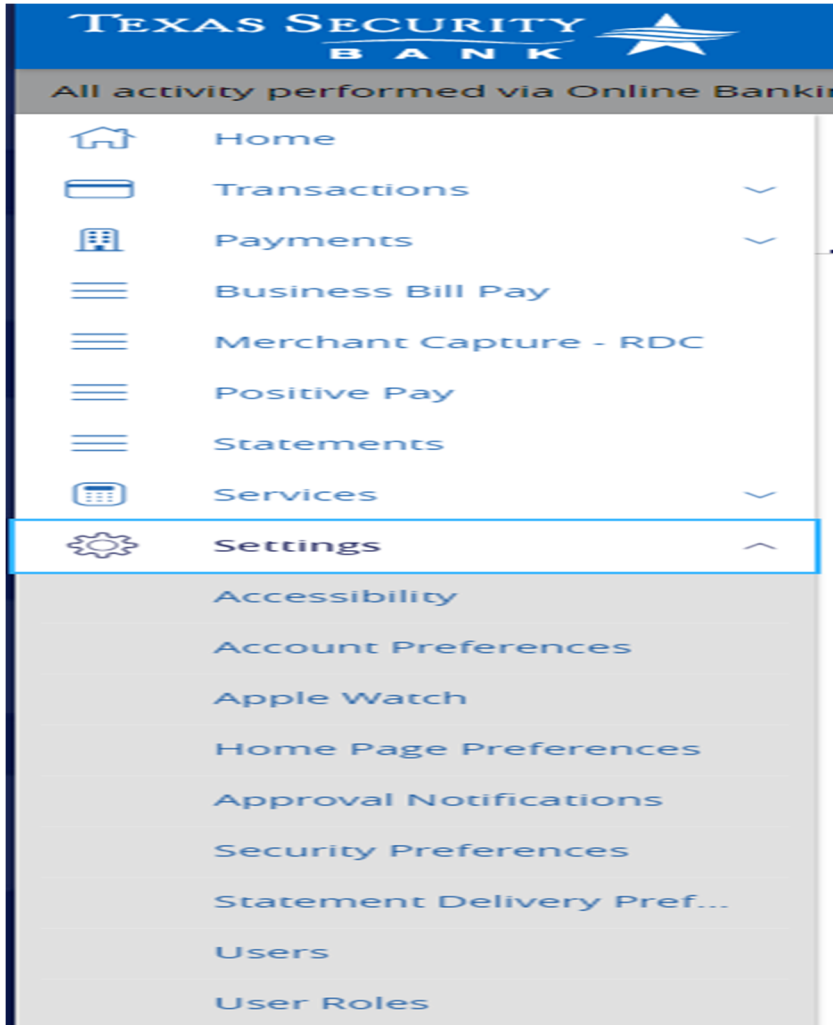
**New External Account Add & Verify:** This new feature allows you to add external accounts you may have with other financial institutions in order to make electronic transfers

**New Reports:** This robust reporting platform allows you to view, create and export "canned" reports or create your own "user defined" reports

**Stop Payment:** Allows you to place a stop payment on a single check or a range of checks.

**Note:** view all active stop payments in Activity Center

## Settings Menu



**New Accessibility:** This new feature allows you to change to a high contrast view by removing unnecessary color from the site pages within the platform

**New Account Preferences:** This feature allows you to set and control what you see inside your specific home page account tiles

**Under Construction Apple Watch:** This feature is still under construction

**Under Construction Home Page Preferences:** This feature allows you to configure your home page by turning on or off right-hand menu options as well as turning on/off additional menu widgets.

**Under Construction Approval Notifications:** Set up an approval code for selected transactions and receive notification via email or text.












**New Security Preferences:** Change your login ID and/or password as well as update your Secure Access Code targets.

**Under Construction Statement Delivery Preferences:**





**New Users & User Roles:** As an administrator, you can view, print, add, delete and update users and specific user roles.

## Help and Log Off Menu



-  Home
-  Transactions 
-  Payments 
-  Business Bill Pay
-  Merchant Capture - RDC
-  Positive Pay
-  Statements
-  Services 

---

-  Settings 
-  Help
-  Log Off

**New** Help: The help feature is an online resource for every feature and functionality of the Digital Banking System. Its search feature makes it easy to find relevant system information.

Log Off: Simply put, this is the log off button. Note: the system will automatically log you off with 20 minutes of nonactivity.